



Caledonian

FIRETOX LSZH Flame Retardant Power & Control Cables

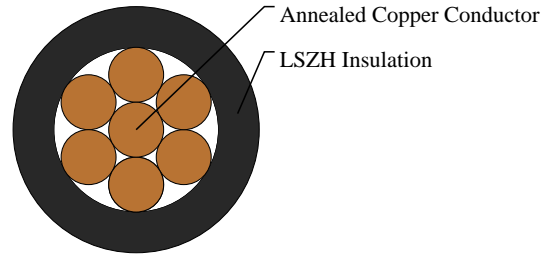

www.caledonian-cables.com

marketing@caledonian-cables.com

450/750V LSZH Insulated, Non-sheathed Power Cables to BS EN 50525-3-31 (Single Core)

FTX100 07Z1-R(CU/LSZH 450/750V Class2)

HAR Code:H07Z1-R



APPLICATIONS

The cables are mainly used in power stations, mass transit underground passenger systems, airports, petrochemical plants, hotels, hospitals and high-rise buildings.

STANDARDS

Basic design adapted from BS EN 50525-3-31

FIRE PERFORMANCE

| | |
|---|-------------------------------|
| Flame Retardance (Single vertical wire or cable test) | IEC 60332-1-2; EN 60332-1-2 |
| Reduced Fire Propagation (Vertically-mounted bundled wires & cables test) | IEC 60332-3-24; EN 60332-3-24 |
| Halogen Free | IEC 60754-1; EN 50267-2-1 |
| No Corrosive Gas Emission | IEC 60754-2; EN 50267-2-2 |
| Minimum Smoke Emission | IEC 61034-2; EN 61034-2 |

VOLTAGE RATING

450/750V

CABLE CONSTRUCTION

Conductor: Copper conductor according to BS EN 60228 class 2.

Insulation: Thermoplastic compound of type TI 7 to EN 50363-7.

Insulation Option: UV resistance, hydrocarbon resistance, oil resistance, anti-rodent and anti-termite properties can be offered as option.

COLOUR CODE

Black, Blue, Brown, Grey, Orange, Pink, Red, Turquoise, Violet, White, Green and Yellow.

PHYSICAL AND THERMAL PROPERTIES

Maximum temperature range during operation: 70°C

Maximum short circuit temperature (5 Seconds): 160°C



Caledonian

FIRETOX LSZH Flame Retardant Power & Control Cables

www.caledonian-cables.com

marketing@caledonian-cables.com

Minimum bending radius: 4 x Overall Diameter

Electrical Properties

Conductor operating temperature: 70°C

Ambient temperature: 30°C

DIMENSION AND PARAMETERS

| No. of Cores × Cross-sectional Area | Conductor Class | Nominal Insulation Thickness | Overall Diameter (min.) | Overall Diameter (max.) | Approx. Weight |
|--|-----------------|------------------------------|-------------------------|-------------------------|----------------|
| No. x mm ² | | mm | mm | mm | kg/km |
| 1×10 | 2 | 1.0 | 5.6 | 6.7 | 127 |

Current-Carrying Capacities (Amp) according to BS 7671:2008 table 4D1A

| Conductor Cross-sectional Area | Ref. Method A 2 cables, 1-phase a.c. or d.c. | Ref. Method A 3/4 cables, 3-phase a.c. | Ref. Method B 2 cables, 1-phase a.c. or d.c. | Ref. Method B 3/4 cables, 3-phase a.c. | Ref. Method C 2 cables, 1-phase a.c. or d.c. flat and touching | Ref. Method C 3/4 cables, 3-phase a.c. flat and touching or trefoil |
|--------------------------------|--|--|--|--|--|---|
| mm ² | A | A | A | A | A | A |
| 10 | 46 | 42 | 57 | 50 | 65 | 59 |

Voltage Drop (Per Amp Per Meter) according to BS 7671:2008 table 4D1B

| Conductor Cross-sectional Area | 2 cables d.c. | Ref. Methods A,B 2 cables, 1-phase a.c. | Ref. Methods C,F 2 cables, 1-phase a.c. (Cables touching) | Ref. Methods C,F 2 cables, 1-phase a.c. (Cables spaced) | Ref. Methods A,B 3 or 4 cables, 3-phase a.c. | Ref. Methods C,F 3 or 4 cables, 3-phase a.c. (Cables touching, Trefoil) | Ref. Methods C,F 3 or 4 cables, 3-phase a.c. (Cables touching, Flat) | Ref. Methods C,F 3 or 4 cables, 3-phase a.c. (Cables spaced, Flat) |
|--------------------------------|---------------|---|---|---|--|---|--|--|
| mm ² | mV/A/m | mV/A/m | mV/A/m | mV/A/m | mV/A/m | mV/A/m | mV/A/m | mV/A/m |
| 10 | 4.4 | 4.4 | 4.4 | 4.4 | 3.8 | 3.8 | 3.8 | 3.8 |




Rated voltage



BS EN 50525-3-31



Flame Retardancy
IEC 60332-1-2



Halogen Free
IEC 60754-1



Low Corrosivity
IEC 60754-2



Low Smoke Emission
IEC 61034-2



Reduced Fire Propagation
IEC 60332-3-24